

# BASIX<sup>®</sup>Certificate

Building Sustainability Index [www.basix.nsw.gov.au](http://www.basix.nsw.gov.au)

## Single Dwelling

Certificate number: 1190347S\_03

This certificate confirms that the proposed development will meet the NSW government's requirements for sustainability, if it is built in accordance with the commitments set out below. Terms used in this certificate, or in the commitments, have the meaning given by the document entitled "BASIX Definitions" dated 10/09/2020 published by the Department. This document is available at [www.basix.nsw.gov.au](http://www.basix.nsw.gov.au)




Secretary

Date of issue: Wednesday, 12 January 2022

To be valid, this certificate must be lodged within 3 months of the date of issue.



Planning,  
Industry &  
Environment

Project summary		
Project name	31 Avocado Crescent Ewingsdale_03	
Street address	31 Avocado Crescent Ewingsdale 2481	
Local Government Area	Byron Shire Council	
Plan type and plan number	deposited 1064508	
Lot no.	30	
Section no.	-	
Project type	separate dwelling house - secondary dwelling	
No. of bedrooms	1	
Project score		
Water	 40	Target 40
Thermal Comfort	 Pass	Target Pass
Energy	 51	Target 50

Certificate Prepared by
Name / Company Name: AEW Drafting and Design
ABN (if applicable): 33399518563

# Description of project

## Project address

Project name	31 Avocado Crescent Ewingsdale_03
Street address	31 Avocado Crescent Ewingsdale 2481
Local Government Area	Byron Shire Council
Plan type and plan number	Deposited Plan 1064508
Lot no.	30
Section no.	-

## Project type

Project type	separate dwelling house - secondary dwelling
No. of bedrooms	1

## Site details

Site area (m <sup>2</sup> )	2000
Roof area (m <sup>2</sup> )	96
Conditioned floor area (m2)	58.7
Unconditioned floor area (m2)	0.0
Total area of garden and lawn (m2)	100
Roof area (m2) of the existing dwelling	440
No. of bedrooms in the existing dwelling	4

## Assessor details and thermal loads

Assessor number	n/a
Certificate number	n/a
Climate zone	n/a
Area adjusted cooling load (MJ/m <sup>2</sup> .year)	n/a
Area adjusted heating load (MJ/m <sup>2</sup> .year)	n/a
Ceiling fan in at least one bedroom	n/a
Ceiling fan in at least one living room or other conditioned area	n/a

## Project score

Water	✓ 40	Target 40
Thermal Comfort	✓ Pass	Target Pass
Energy	✓ 51	Target 50

## Schedule of BASIX commitments

The commitments set out below regulate how the proposed development is to be carried out. It is a condition of any development consent granted, or complying development certificate issued, for the proposed development, that BASIX commitments be complied with.

Water Commitments	Show on DA plans	Show on CC/CDC plans & specs	Certifier check
<b>Fixtures</b>			
The applicant must install showerheads with a minimum rating of 4 star (> 6 but <= 7.5 L/min plus spray force and/or coverage tests) in all showers in the development.		✓	✓
The applicant must install a toilet flushing system with a minimum rating of 4 star in each toilet in the development.		✓	✓
The applicant must install taps with a minimum rating of 4 star in the kitchen in the development.		✓	
The applicant must install basin taps with a minimum rating of 4 star in each bathroom in the development.		✓	
<b>Alternative water</b>			
<b>Rainwater tank</b>			
The applicant must install a rainwater tank of at least 1800 litres on the site. This rainwater tank must meet, and be installed in accordance with, the requirements of all applicable regulatory authorities.	✓	✓	✓
The applicant must configure the rainwater tank to collect rain runoff from at least 60 square metres of the roof area of the development (excluding the area of the roof which drains to any stormwater tank or private dam).		✓	✓
The applicant must connect the rainwater tank to: <ul style="list-style-type: none"> <li>all toilets in the development</li> <li>the cold water tap that supplies each clothes washer in the development</li> <li>at least one outdoor tap in the development (Note: NSW Health does not recommend that rainwater be used for human consumption in areas with potable water supply.)</li> </ul>		✓ ✓ ✓	✓ ✓ ✓

Thermal Comfort Commitments	Show on DA plans	Show on CC/CDC plans & specs	Certifier check
<b>General features</b>			
The dwelling must not have more than 2 storeys.	✓	✓	✓
The conditioned floor area of the dwelling must not exceed 300 square metres.	✓	✓	✓
The dwelling must not contain open mezzanine area exceeding 25 square metres.	✓	✓	✓
The dwelling must not contain third level habitable attic room.	✓	✓	✓
<b>Floor, walls and ceiling/roof</b>			
The applicant must construct the floor(s), walls, and ceiling/roof of the dwelling in accordance with the specifications listed in the table below.	✓	✓	✓

Construction	Additional insulation required (R-Value)	Other specifications
floor - suspended floor above enclosed subfloor, framed	nil	
external wall - framed (weatherboard, fibre cement, metal clad)	1.80 (or 2.20 including construction)	
ceiling and roof - flat ceiling / pitched roof	ceiling: 2.31 (down), roof: foil backed blanket (55 mm)	unventilated; medium (solar absorptance 0.475-0.70)

Note	• Insulation specified in this Certificate must be installed in accordance with Part 3.12.1.1 of the Building Code of Australia.
Note	• In some climate zones, insulation should be installed with due consideration of condensation and associated interaction with adjoining building materials.

Thermal Comfort Commitments	Show on DA plans	Show on CC/CDC plans & specs	Certifier check
<b>Windows, glazed doors and skylights</b>			
The applicant must install the windows, glazed doors and shading devices described in the table below, in accordance with the specifications listed in the table. Relevant overshadowing specifications must be satisfied for each window and glazed door.	✓	✓	✓
The dwelling may have 1 skylight (<0.7 square metres) which is not listed in the table.	✓	✓	✓
<p>The following requirements must also be satisfied in relation to each window and glazed door:</p> <ul style="list-style-type: none"> <li>For the following glass and frame types, the certifier check can be performed by visual inspection. <ul style="list-style-type: none"> <li>Aluminium single clear</li> <li>Aluminium double (air) clear</li> <li>Timber/uPVC/fibreglass single clear</li> <li>Timber/uPVC/fibreglass double (air) clear</li> </ul> </li> <li>Overshadowing buildings/vegetation must be of the height and distance from the centre and the base of the window and glazed door, as specified in the 'overshadowing' column.</li> </ul>	✓	✓	✓ ✓
	✓	✓	✓

Window/glazed door no.	Maximum height (mm)	Maximum width (mm)	Type	Shading Device (Dimension within 10%)	Overshadowing
<b>North facing</b>					
W5	1360	600	aluminium, single, clear	eave 715 mm, 300 mm above head of window or glazed door	2-4 m high, 2-5 m away
W8	1360	600	aluminium, single, clear	eave 715 mm, 300 mm above head of window or glazed door	2-4 m high, 2-5 m away
W6	2100	2800	aluminium, single, clear	verandah 2600 mm, 2200 mm above base of window or glazed door	2-4 m high, 2-5 m away
W4	1360	600	aluminium, single, clear	eave 715 mm, 300 mm above head of window or glazed door	2-4 m high, 2-5 m away
W7	1360	600	aluminium, single, clear	eave 715 mm, 300 mm above head of window or glazed door	2-4 m high, 2-5 m away
<b>East facing</b>					

Window/glazed door no.	Maximum height (mm)	Maximum width (mm)	Type	Shading Device (Dimension within 10%)	Overshadowing
W9	900	600	aluminium, single, clear	none	2-4 m high, 2 m away
<b>South facing</b>					
W2	500	2700	aluminium, single, clear	eave 715 mm, 600 mm above head of window or glazed door	2-4 m high, 2 m away
W1	600	1200	aluminium, single, clear	eave 715 mm, 300 mm above head of window or glazed door	2-4 m high, 2 m away
<b>West facing</b>					
W3	2100	2800	aluminium, single, clear	verandah 2600 mm, 2200 mm above base of window or glazed door	not overshadowed

Energy Commitments	Show on DA plans	Show on CC/CDC plans & specs	Certifier check
<b>Hot water</b>			
The applicant must install the following hot water system in the development, or a system with a higher energy rating: gas instantaneous.	✓	✓	✓
<b>Cooling system</b>			
The applicant must install the following cooling system, or a system with a higher energy rating, in at least 1 living area: ceiling fans; Energy rating: n/a		✓	✓
The applicant must install the following cooling system, or a system with a higher energy rating, in at least 1 bedroom: ceiling fans; Energy rating: n/a		✓	✓
<b>Heating system</b>			
The living areas must not incorporate any heating system, or any ducting which is designed to accommodate a heating system.		✓	✓
The bedrooms must not incorporate any heating system, or any ducting which is designed to accommodate a heating system.		✓	✓
<b>Ventilation</b>			
The applicant must install the following exhaust systems in the development: At least 1 Bathroom: no mechanical ventilation (ie. natural); Operation control: n/a		✓	✓
Kitchen: no mechanical ventilation (ie. natural); Operation control: n/a		✓	✓
Laundry: natural ventilation only, or no laundry; Operation control: n/a		✓	✓
<b>Artificial lighting</b>			
The applicant must ensure that the "primary type of artificial lighting" is fluorescent or light emitting diode (LED) lighting in each of the following rooms, and where the word "dedicated" appears, the fittings for those lights must only be capable of accepting fluorescent or light emitting diode (LED) lamps: <ul style="list-style-type: none"> <li>at least 1 of the bedrooms / study; dedicated</li> <li>at least 1 of the living / dining rooms; dedicated</li> <li>the kitchen; dedicated</li> </ul>		✓ ✓ ✓	✓ ✓ ✓

Energy Commitments	Show on DA plans	Show on CC/CDC plans & specs	Certifier check
<ul style="list-style-type: none"> <li>all bathrooms/toilets; dedicated</li> </ul>		✓	✓
<ul style="list-style-type: none"> <li>the laundry; dedicated</li> </ul>		✓	✓
<ul style="list-style-type: none"> <li>all hallways; dedicated</li> </ul>		✓	✓
<b>Natural lighting</b>			
The applicant must install a window and/or skylight in the kitchen of the dwelling for natural lighting.	✓	✓	✓
The applicant must install a window and/or skylight in 1 bathroom(s)/toilet(s) in the development for natural lighting.	✓	✓	✓
<b>Alternative energy</b>			
The applicant must install a photovoltaic system with the capacity to generate at least 0.1 peak kilowatts of electricity as part of the development. The applicant must connect this system to the development's electrical system.	✓	✓	✓
<b>Other</b>			
The applicant must install a gas cooktop & gas oven in the kitchen of the dwelling.		✓	
The applicant must construct each refrigerator space in the development so that it is "well ventilated", as defined in the BASIX definitions.		✓	
The applicant must install a fixed outdoor clothes drying line as part of the development.		✓	




## Legend

In these commitments, "applicant" means the person carrying out the development.

Commitments identified with a  in the "Show on DA plans" column must be shown on the plans accompanying the development application for the proposed development (if a development application is to be lodged for the proposed development).

Commitments identified with a  in the "Show on CC/CDC plans and specs" column must be shown in the plans and specifications accompanying the application for a construction certificate / complying development certificate for the proposed development.

Commitments identified with a  in the "Certifier check" column must be certified by a certifying authority as having been fulfilled, before a final occupation certificate (either interim or final) for the development may be issued.